

Industry Note

Equity Research

August 11, 2020

Metals & Minerals

Uranium Weekly: Late Summer Torpor

Ux Consulting's (UxC) weekly price indicator declined slightly this week to US \$32.00/lb (from US\$32.10/lb). The weekly price indicator has declined from its most recent peak of US\$34/lb in late-May on softer activity in the spot market, which is not unusual over the summer months. UxC also noted that producers and intermediaries continued to dominate the spot market accounting for 39% and 29% of the Q2/20 transacted spot volumes, respectively.

2020 World Nuclear Association Symposium will be virtual (September 9-11).

The World Nuclear Association (WNA) will be hosting various virtual events between September 9-11. In years past, the WNA Symposium acted as an important forum for uranium producers, intermediaries, and buyers and was often followed with elevated levels of spot and term contracting. Despite the cancellation of the in-person event, we expect the spot interest will resume in September, following the conclusion of summer vacation plans, and the market will continue to be supported by producer purchasing activity despite the restart of Cigar Lake and Kazatomprom ISR mining development.

Reported term activity remains low compared with prior years. Year-to-date, UxC is reporting that >25mmlbs of uranium has been contracted in the term market; this compares with average utility term contracting volumes over the past five years through to the end of July of ~36mmlbs. That being said, in recent years, term contracting volume has been very volatile with a peak of ~54mmlbs to the end of July in 2017 and low of just ~16mmlbs in 2018. During the peak term contracting years from 2006 through 2012, average annual term volume was ~176mmlbs.

The catalyst that could support the next up-leg in spot and term prices would be a meaningful return of utilities to the term contracting market, in our view.

UxC has noted a recent pick-up in term contracting interest from both U.S. and non-U.S. utilities.

Greg Barnes**Craig Hutchison, P. Eng**

Derick Ma, CFA, CPA, CA

Joel Brown, P.Eng. (Associate)

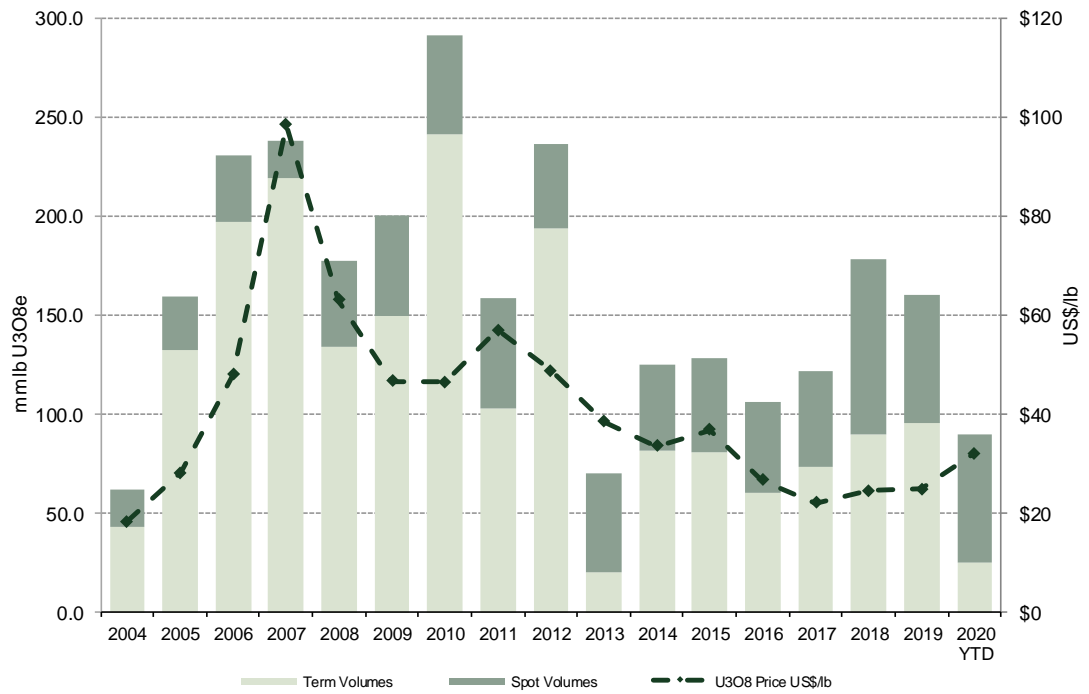


Industry Note

Equity Research

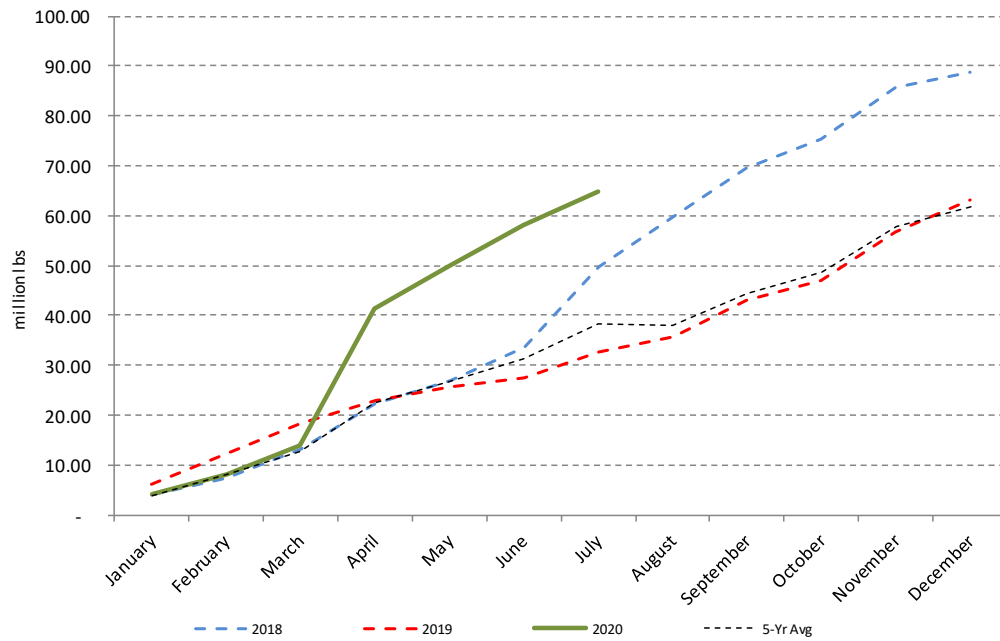
August 11, 2020

Exhibit 1. Term Contracting Volumes Lagging in 2020



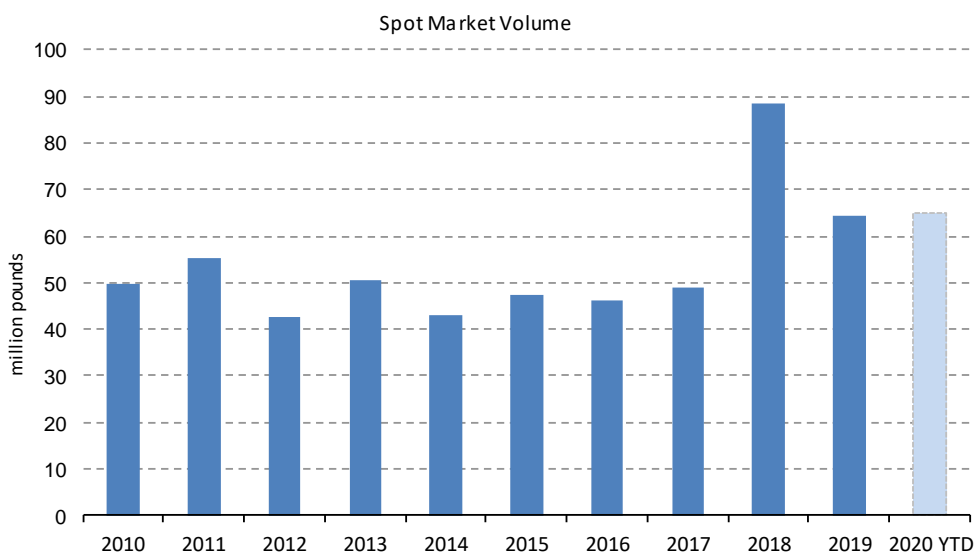
Source: UxC

Exhibit 2. Historical vs. 2020 Cumulative Monthly Spot Volumes



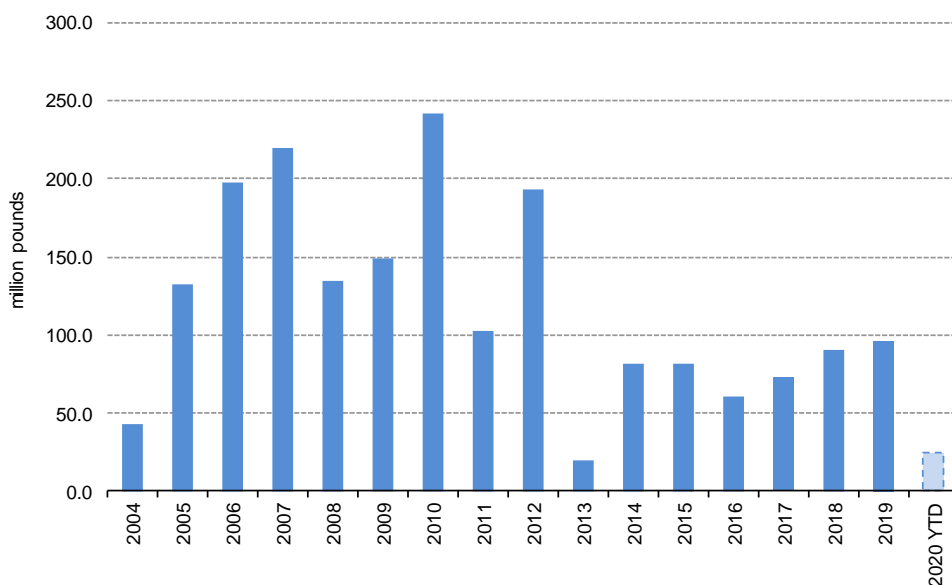
Source: UxC

Exhibit 3. Historical vs. 2020 (YTD) Spot Volumes



Source: UxC

Exhibit 4. Historical vs. 2020 (YTD) Term Volumes



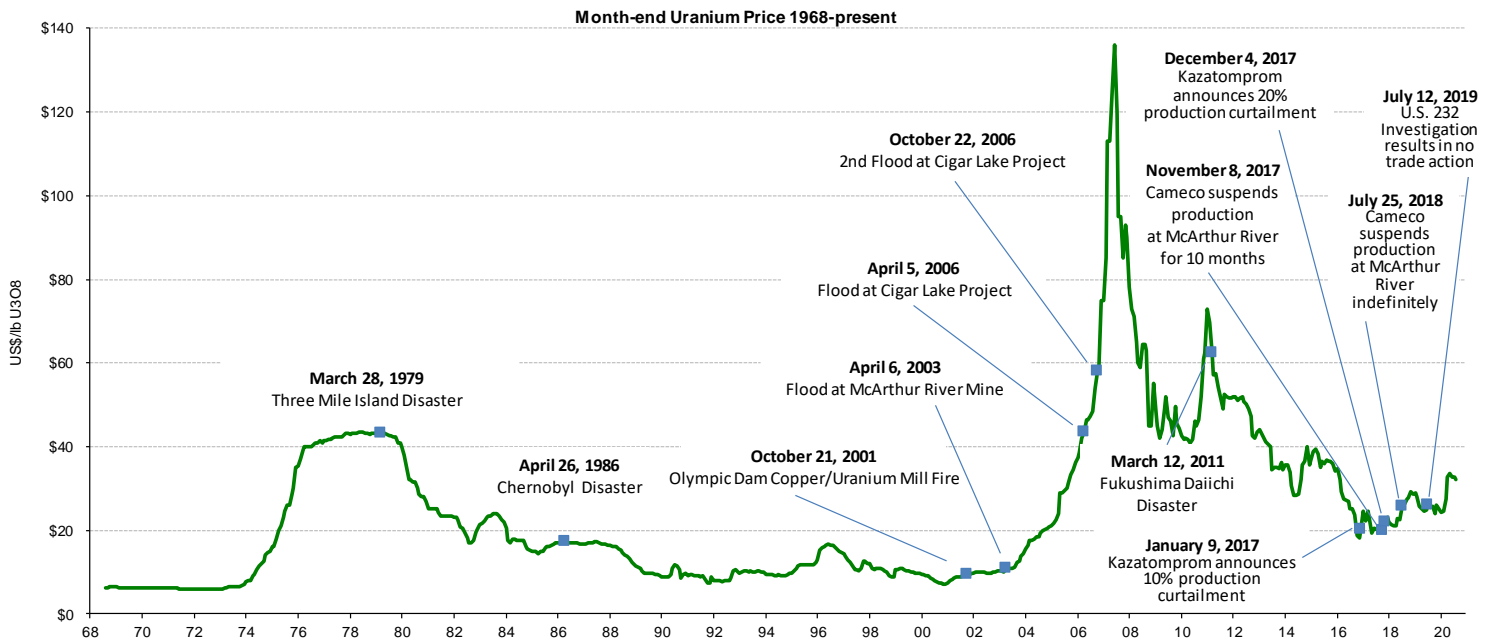
Source: UxC

Industry Note

Equity Research

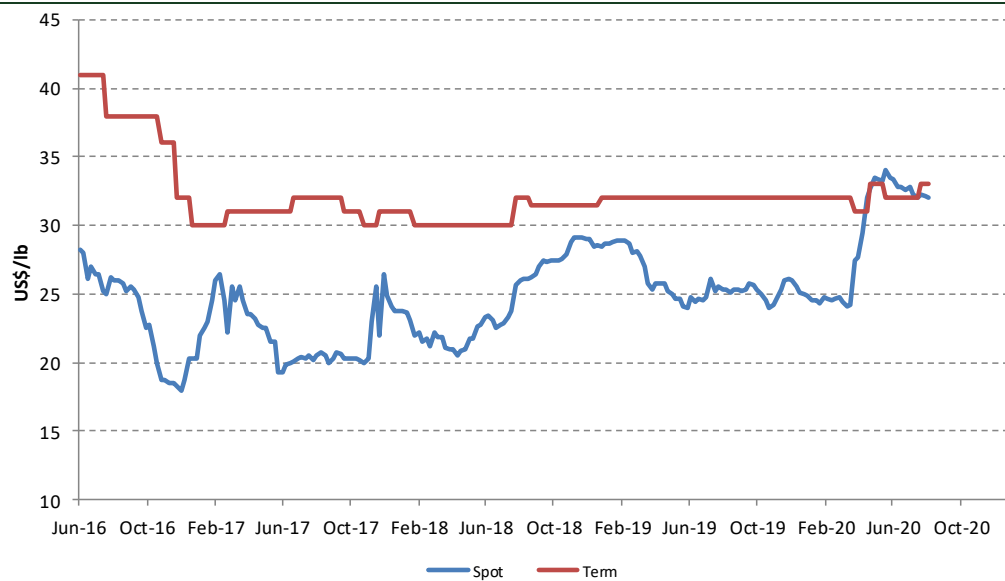
August 11, 2020

Exhibit 5. Historical Spot Price and Market Impacting Events (US\$/lb)



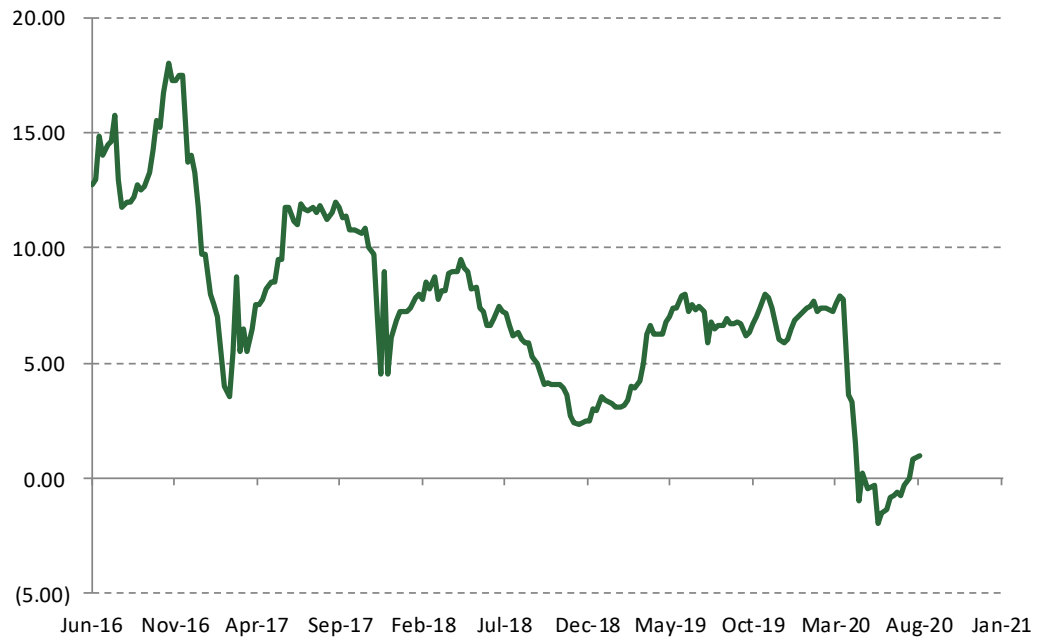
Source: UxC, Companies, TD Securities Inc.

Exhibit 6. Spot and Term Uranium Prices (US\$/lb)



Source: UxC

Exhibit 7. Uranium Term Price Premium to Spot (US\$/lb)



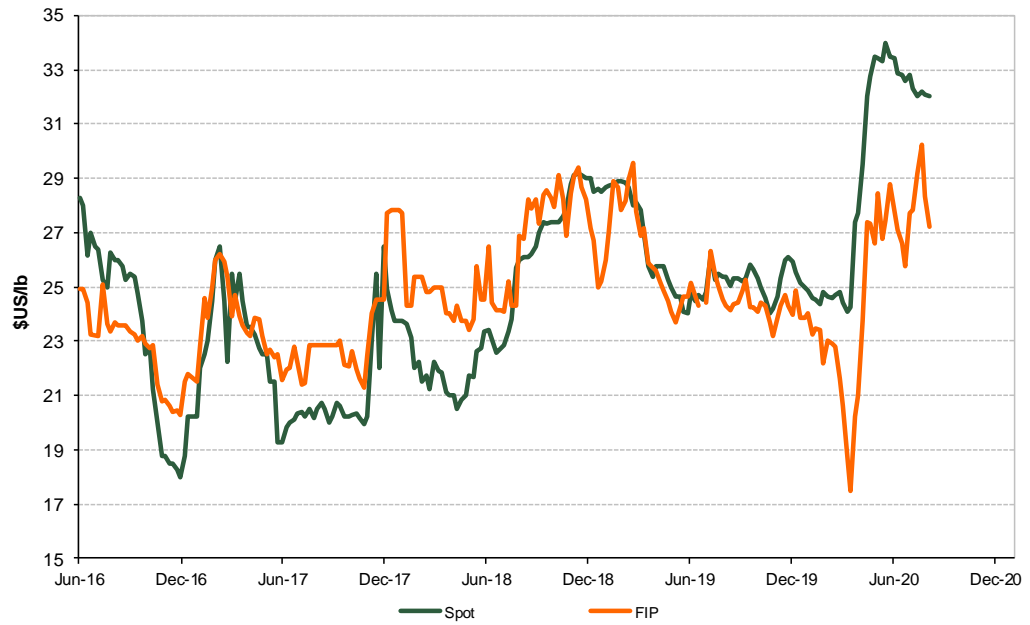
Source: UxC

Exhibit 8. Uranium Prices – Spot, 3yr Fwd and 5yr Fwd



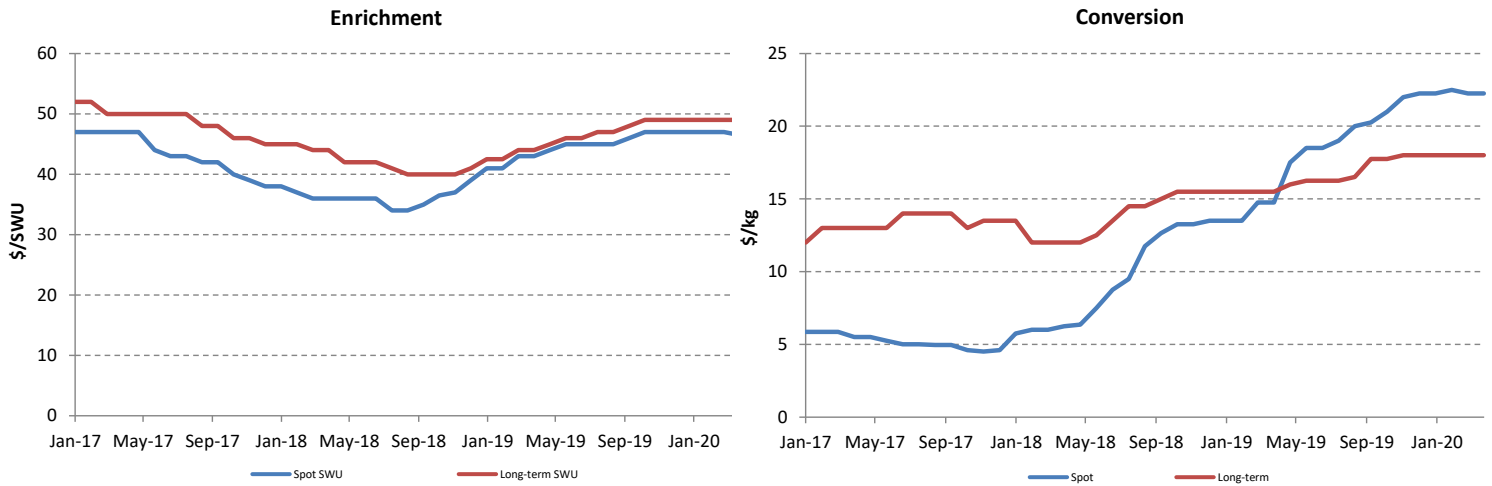
Source: UxC

Exhibit 9. Fund Implied Price (FIP) and Spot Price



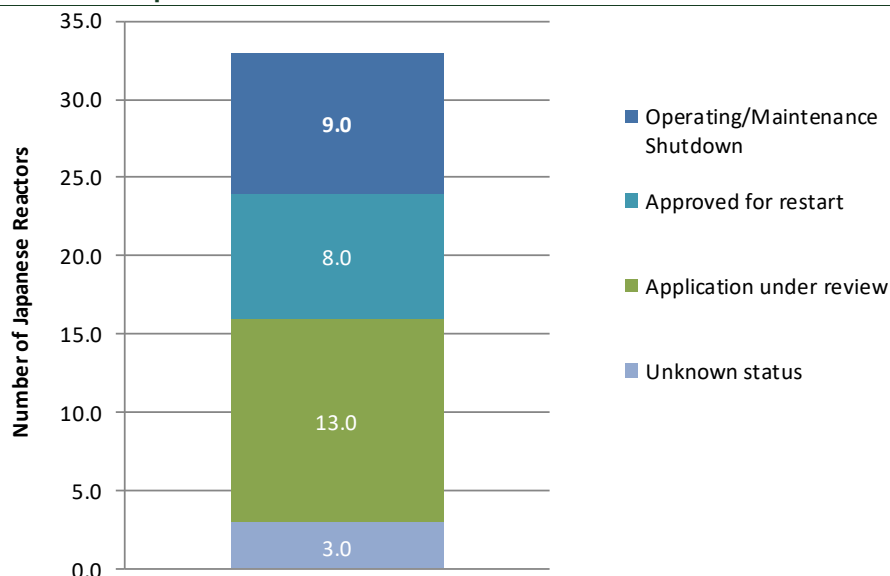
Source: UxC

Exhibit 10. Monthly SWU and Conversion Pricing



Source: UxC

Exhibit 11. Japanese Reactor Status



Source: UxC, Bloomberg, World Nuclear Association

Exhibit 12. TD Securities Uranium Supply/Demand Model

	2015	2016	2017	2018	2019	2020E	2021E	2022E	2023E	2024E
Mine Supply - Western World (mm lbs U3O8)										
Total Mine Supply - Western World	106	104	100	83	85	75	81	80	85	88
Net Eastern Mine Supply (lbs U3O8)	57	62	54	54	55	44	49	60	60	66
Total World Mine Supply (mmlb U3O8)	163	166	154	138	140	120	130	140	145	154
YoY % change	12.2%	2.1%	-7.6%	-10.2%	1.7%	-14.7%	8.3%	7.8%	3.5%	6.8%
Secondary Supply										
Global underfeeding and tails re-enrichment*	20	18	19	18	18	16	16	15	15	14
Mixed Oxide Fuel (MOX)*	4	5	5	5	6	6	6	6	6	7
US government sales (DOE Proposed)*	7	4	3	2	2	1	0	0	0	0
Additional Russian secondary supply*	2	2	0	0	0	0	0	0	0	0
Other	0	0	0	0	0	0	0	0	0	0
Total Secondary Supply (mmlb)	34	29	27	24	26	24	22	21	21	21
Secondary supply as % of global reactor demand	21%	17%	16%	14%	15%	13%	12%	12%	12%	11%
Mobilization of Commercial Inventory	8	7	7	7	7	7	7	7	7	7
Total Supply	205	202	187	169	173	150	159	168	173	183
Total World Demand										
Total World Nuclear Generating Capacity (MWe) *	345,377	351,271	358,819	368,571	372,978	374,420	384,508	385,211	389,242	394,906
Uranium requirements per MWe	464	474	472	472	472	472	472	472	472	472
Uranium demand (mmlb)	160	167	169	174	176	177	181	182	184	186
First Core Requirement (2 year lead)	-	-	-	-	-	-	-	-	-	-
Total World Demand (mmlbs U3O8)	160	167	169	174	176	177	181	182	184	186
YoY % change	3.4%	3.9%	1.7%	2.7%	1.2%	0.4%	2.7%	0.2%	1.0%	1.5%
Supply / Demand Balance (mmlb)	44	35	18	-5	-3	-26	-23	-14	-11	-4
Spot Uranium Price (US\$/lb U3O8)	\$36.89	\$26.57	\$22.12	\$24.82	\$25.94	\$31.30	\$36.00	\$37.50	\$40.00	\$40.00

* Source: World Nuclear Association - Nuclear Fuel Report 2019-2040 Reference Case

Note - TD LT price assumption starts in 2025; a flat US\$45/lb price is assumed for 2025 and beyond.

Source: UxC, Bloomberg, World Nuclear Association, TD Securities Inc.



Industry Note

Equity Research

August 11, 2020

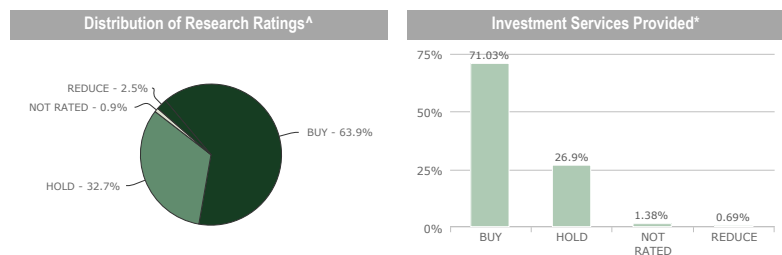
TD Securities Equity Research Disclosures

Company	Ticker	Disclosures
1. TD Securities Inc., TD Securities (USA) LLC or an affiliated company has managed or co-managed a public offering of securities within the last 12 months with respect to the subject company.		
2. TD Securities Inc., TD Securities (USA) LLC or an affiliated company has received compensation for investment banking services within the last 12 months with respect to the subject company.		
3. TD Securities Inc., TD Securities (USA) LLC or an affiliated company expects to receive compensation for investment banking services within the next three months with respect to the subject company.		
4. TD Securities Inc. or TD Securities (USA) LLC has provided investment banking services within the last 12 months with respect to the subject company.		
5. A long position in the securities of the subject company is held by the research analyst, by a member of the research analyst's household, or in an account over which the research analyst has discretion or control.		
6. A short position in the securities of the subject company is held by the research analyst, by a member of the research analyst's household, or in an account over which the research analyst has discretion or control.		
7. A long position in the derivative securities of the subject company is held by the research analyst, by a member of the research analyst's household, or in an account over which the research analyst has discretion or control.		
8. A short position in the derivative securities of the subject company is held by the research analyst, by a member of the research analyst's household, or in an account over which the research analyst has discretion or control.		
9. TD Securities Inc. and/or an affiliated company is a market maker, or is associated with the specialist that makes a market, in the securities of the subject company.		
10. TD Securities Inc. and/or affiliated companies own 1% or more of the equity securities of the subject company.		
11. A partner, director or officer of TD Securities Inc. or TD Securities (USA) LLC, or a research analyst involved in the preparation of this report has, during the preceding 12 months, provided services to the subject company for remuneration.		
12. This security has Subordinate voting shares.		
13. This security has Restricted voting shares.		
14. This security has Non-voting shares.		
15. This security has Variable voting shares.		
16. This security has Limited voting shares.		

Additional Important Disclosures

Price Graphs

Full disclosures for all companies covered by TD Securities can be viewed at <https://www.tdsresearch.com/equities/welcome.important.disclosure.action> by TD Securities' institutional equity clients.



Current as of: August 11, 2020

[^] Percentage of subject companies under each rating category: BUY (covering ACTION LIST BUY, BUY and SPECULATIVE BUY ratings), HOLD, and REDUCE (covering TENDER and REDUCE ratings) and NOT RATED (covering UNDER REVIEW, SUSPENDED, and NOT RATED).

^{*} Percentage of subject companies within each of the four categories (BUY, HOLD, REDUCE, and NOT RATED) for which TD Securities Inc. has provided investment banking services within the last 12 months.

Definition of Research Ratings

ACTION LIST BUY: The stock's total return is expected to exceed a minimum of 15% (with higher thresholds for less liquid, more risky securities) over the next 12 months and it is a top pick in the Analyst's sector.

BUY: The stock's total return is expected to exceed a minimum of 10% (with higher thresholds for less liquid, more risky securities) over the next 12 months.

SPECULATIVE BUY: The stock's total return is expected to exceed a minimum of 30% over the next 12 months (with higher thresholds for less liquid securities); however, there is material event risk associated with the investment that could result in a significant loss.

HOLD: The stock's total return is expected to be between 0% and 10%, (with higher thresholds for less liquid, more risky securities) over the next 12 months.

Industry Note

Equity Research

August 11, 2020

TENDER: Investors are advised to tender their shares to a specific offer for the company's securities or to support a proposed combination reflecting our view that a superior offer is not forthcoming.

REDUCE: The stock's total return is expected to be negative over the next 12 months.

SUSPENDED: Due to evolving circumstances, we can no longer generate what we consider a defensible target price and rating at the current time.

UNDER REVIEW: Our rating is under review pending additional information and/or analysis. The prior rating should not be relied on.

NOT RATED: We do not currently produce a recommendation and a target price on this security.

Risk ratings are relative to other companies in the TD Securities Equity Research coverage universe. In order of increasing risk, our risk ratings are LOW, MEDIUM, HIGH, and SPECULATIVE. These risk ratings are not meant to be compared to ratings on other securities and asset classes outside our Equity Research coverage universe.

Overall Risk Rating in order of increasing risk: Low (6.6% of coverage universe), Medium (38.5%), High (46.4%), Speculative (8.5%)

Research Dissemination Policy

TD Securities makes its research products available in electronic and/or printed formats. If there are any subsequent material changes to the reports it publishes, TD Securities will as soon as practicable distribute such reports with the relevant changes to its institutional clients who are entitled to receive them. Entitled institutional clients may also receive our research via third-party platforms including, but not limited to, Bloomberg, FactSet, Refinitiv, and S&P Capital IQ. All research is available by password to entitled institutional clients at <https://www.tdsresearch.com/equities>. TD Securities may also update proprietary models; these models may be obtained by entitled institutional clients by contacting the research analyst directly. There is no planned frequency of updates to these models.

Analyst Certification

Each analyst of TD Securities Inc. whose name appears on page 1 of this research report hereby certifies that (i) the recommendations and opinions expressed in the research report accurately reflect the research analyst's personal views about any and all of the securities or issuers discussed herein that are within the analyst's coverage universe and (ii) no part of the research analyst's compensation was, is, or will be, directly or indirectly, related to the provision of specific recommendations or views expressed by the research analyst in the research report.

Disclaimer

This material is for general informational purposes only and is not investment advice nor does it constitute an offer, recommendation or solicitation to buy or sell a particular financial instrument. It does not have regard to the specific investment objectives, financial situation, risk profile or the particular needs of any specific person who may receive this material. No representation is made that the information contained herein is accurate in all material respects, complete or up to date, nor that it has been independently verified by TD Securities. Recipients of this analysis or report are to contact the representative in their local jurisdiction with regards to any matters or questions arising from, or in connection with, the analysis or report.

Historic information regarding performance is not indicative of future results and investors should understand that statements regarding future prospects may not be realized. All investments entail risk, including potential loss of principal invested. Performance analysis is based on certain assumptions, the results of which may vary significantly depending on the modelling inputs assumed. This material, including all opinions, estimates and other information, constitute TD Securities' judgment as of the date hereof and is subject to change without notice. The price, value of and income from any of the securities mentioned in this material can fall as well as rise. Any market valuations contained herein are indicative values as of the time and date indicated. Such market valuations are believed to be reliable, but TD Securities does not warrant their completeness or accuracy. Different prices and/or valuations may be available elsewhere and TD Securities suggests that valuations from other sources be obtained for comparison purposes. Any price or valuation constitutes TD Securities' judgment and is subject to change without notice. Actual quotations could differ subject to market conditions and other factors.

TD Securities disclaims any and all liability relating to the information herein, including without limitation any express or implied representations or warranties for, statements contained in, and omissions from, the information. TD Securities is not liable for any errors or omissions in such information or for any loss or damage suffered, directly or indirectly, from the use of this information. TD Securities may have effected or may effect transactions for its own account in the securities described herein. No proposed customer or counterparty relationship is intended or implied between TD Securities and a recipient of this document.

TD Securities makes no representation as to any tax, accounting, legal or regulatory issues. Investors should seek their own legal, financial and tax advice regarding the appropriateness of investing in any securities or pursuing any strategies discussed herein. Investors should also carefully consider any risks involved. Any transaction entered into is in reliance only upon the investor's judgment as to financial, suitability and risk criteria. TD Securities does not hold itself out to be an advisor in these circumstances, nor do any of its representatives have the authority to do so.

The information contained herein is not intended for distribution to, or use by, any person in any jurisdiction where such distribution or use would be contrary to applicable law or regulation or which would subject TD Securities to additional licensing or registration requirements. It may not be copied, reproduced, posted, transmitted or redistributed in any form without the prior written consent of TD Securities.

If you would like to unsubscribe from our email distribution lists at any time, please contact your TD Securities Sales Contact. If you are located in Europe, Asia, Australia or New Zealand you may also unsubscribe by emailing us at Privacy.EAP@tdsecurities.com.

You can access our Privacy Policy here (http://www.tdsecurities.com/tds/content/AU_PrivacyPage).

Australia: If you receive this document and you are domiciled in Australia, please note that this report is intended to be issued for general information purposes only and distributed through the Toronto Dominion Australia Limited ("TDAL"). TDAL does not hold itself out to be providing financial advice in these circumstances. TD Securities is a trademark and represents certain investment dealing and advisory activities of Toronto-Dominion Bank and its subsidiaries, including TDAL. The Toronto-Dominion Bank is not an authorized deposit-taking or financial services institution in Australia. TDAL is a holder of an Australian Financial Services License (404698) and is regulated by the Australian Securities and Investments Commission.

Canada: Canadian clients wishing to effect transactions in any security discussed herein should do so through a qualified salesperson of TD Securities or TD Securities Inc. TD Securities Inc. is a member of the Canadian Investor Protection Fund.

China, India and South Korea: Insofar as the document is received by any persons in the People's Republic of China ("PRC"), India and South Korea, it is intended only to be issued to persons who have the relevant qualifications to engage in the investment activity mentioned in this document. The recipient is responsible for obtaining all relevant government regulatory

Industry Note

Equity Research

August 11, 2020

approvals/licenses themselves, and represents and warrants to TD Bank that the recipient's investments in those securities do not violate any law or regulation, including, but not limited to, any relevant foreign exchange regulations and/or overseas investment regulations. The Toronto-Dominion Bank has a representative office in Shanghai, Mumbai and Seoul which should be contacted for any general enquiry related to The Toronto-Dominion Bank or its business. However, neither any of the Toronto-Dominion Bank offshore branches/subsidiaries nor its representative offices are permitted to conduct business within the borders of the PRC, India and South Korea. In locations in Asia where the Bank does not hold licenses to conduct business in financial services, it is not our intention to, and the information contained in this document should not be construed as, conducting any regulated financial activity, including dealing in, or the provision of advice in relation to, any regulated instrument or product. This publication is for general information only, without addressing any particular needs of any individual or entity, and should not be relied upon without obtaining specific advice in the context of specific circumstances.

Hong Kong SAR (China): This document, which is intended to be issued in Hong Kong SAR (China) ("Hong Kong") only to Professional Investors within the meaning of the Securities and Futures Ordinance (the "SFO") and the Securities and Futures (Professional Investor) Rules made under the SFO, has been distributed through Toronto-Dominion Bank, Hong Kong Branch, which is regulated by the Hong Kong Monetary Authority.

Japan: For Japanese residents, please note that if you have received this document from Toronto-Dominion Bank entities based outside Japan, it is being provided to qualified financial institutions ("QFI") only under a relevant exemption to the Financial Instruments and Exchange Act.

If you have received this document from TD Securities (Japan) Co., Ltd., it is being provided only to institutional investors. TD Securities (Japan) Co., Ltd. is regulated by the Financial Services Agency of Japan and is distributing this document in Japan as a Type 1 Financial Instruments Business Operator registered with the Kanto Local Finance Bureau under registration number, Kinsho 2992, and a member of Japan Securities Dealers Association.

New Zealand: The Toronto-Dominion Bank is not a "registered bank" in New Zealand under the Reserve Bank Act 1989.

Singapore: This report is distributed in Singapore by The Toronto-Dominion Bank, Singapore Branch, and recipients in Singapore of this report are to contact The Toronto-Dominion Bank, Singapore Branch in respect of any matters arising from, or in connection with, this report. The Toronto-Dominion Bank, Singapore Branch is regulated by the Monetary Authority of Singapore. Where this report is issued or promulgated in Singapore, it is only intended for distribution to a person who is an accredited investor, expert investor or institutional investor as defined in the Securities and Futures Act (Cap. 289), or the Securities and Futures (Prescribed Specific Classes of Investors) Regulations 2005, or the Securities and Futures (Classes of Investors) Regulations 2018 issued by the Monetary Authority of Singapore.

United Kingdom and Europe: This document is prepared, issued or approved for issuance in the UK and Europe by TD Securities Limited in respect of investment business as agent and introducer for TD Bank. The Toronto-Dominion Bank is authorised by the Prudential Regulation Authority and subject to regulation by the Financial Conduct Authority and limited regulation by the Prudential Regulation Authority. TD Securities Limited is authorised and regulated by the Financial Conduct Authority. Insofar as the document is issued in or to the United Kingdom or Europe, it is intended only to be issued to persons who (i) are persons falling within Article 19(5) ("Investment professional") of the Financial Services and Markets Act 2000 (Financial Promotion) Order 2005 (as amended, the "Financial Promotion Order"), (ii) are persons falling within Article 49(2)(a) to (d) ("High net worth companies, unincorporated associations, etc.") of the Financial Promotion Order, or (iii) are persons to whom an invitation or inducement to engage in investment activity (within the meaning of section 21 of the Financial Services and Markets Act 2000) in connection with the issue or sale of any securities may otherwise lawfully be communicated or caused to be communicated. European clients wishing to effect transactions in any security discussed herein should do so through a qualified salesperson of TD Securities Limited. Insofar as the information in this report is issued in the U.K. and Europe, it has been issued with the prior approval of TD Securities Limited.

United States: U.S. clients wishing to effect transactions in any security discussed herein must do so through a registered representative of TD Securities (USA) LLC.

TD Securities is a trademark of TD Bank and represents TD Securities Inc., TD Securities (USA) LLC and TD Securities Limited and certain investment and corporate banking activities of TD Bank and its subsidiaries.

© Copyright 2020 The Toronto-Dominion Bank. All rights reserved.

Full disclosures for all companies covered by TD Securities can be viewed at <https://www.tdsresearch.com/equities/welcome.important.disclosure.action>